

## FRAME FR™ MODELS

FRAME FR™ model	FG#	Vein External Diameter [mm]	Max FRAME FR™ Length [cm]
ØB10	FG078	4.6 - 5.5	10 cm
ØB20	FG081	4.6 - 5.5	20 cm
ØC10	FG079	5.6 - 6.5	10 cm
ØC20	FG082	5.6 - 6.5	20 cm
ØD10	FG080	6.6 - 8.0	10 cm
ØD20	FG083	6.6 - 8.0	20 cm

FRAME FR™ can be cut to the exact desired length

FRAME FR™ Mandrel Set	FG075
FRAME™ Selection Tool	FG073
VGS Olive Cannula	FG013

T: +972 3 5499054  
F: +972 3 6024966

24 Raoul Wallenberg St.  
Tel Aviv, Israel  
6971921

[www.graftsolutions.com](http://www.graftsolutions.com)



## MIN MEDICAL

MIN Medical GmbH  
Franz Schalk Platz 9/2  
1130 Wien  
Austria

Tel: +43 660 107 67 67  
Fax: +43 1 877 68 29


Web: [www.minmedical.at](http://www.minmedical.at)  
Email: [office@minmedical.at](mailto:office@minmedical.at)



LB458 Rev 01

# FRAME FR™

## EXTERNAL SUPPORT FOR RECONSTRUCTION OF HIGH FLOW & ANEURYSMAL AV FISTULA



UP TO 25% OF HEMODIALYSIS PATIENTS WITH A FUNCTIONAL ACCESS WILL DEVELOP HIGH FLOW ARTERIOVENOUS FISTULA (>1500 ml/min)

EXCESSIVE FLOW RATES ARE ASSOCIATED WITH SEVERE COMPLICATIONS<sup>1,2,3</sup>

- High output cardiac failure
- Pulmonary hypertension
- Aneurysmal fistula
- Hand ischemia ('Steal Syndrome')

## FRAME FR™

A NOVEL EXTERNAL SUPPORT DESIGNED FOR STABILIZATION OF HIGH FLOW & ANEURYSMAL AV FISTULA



Provides a durable flow reduction



Prevents re-dilatation of the vein



Improves AV fistula cosmesis

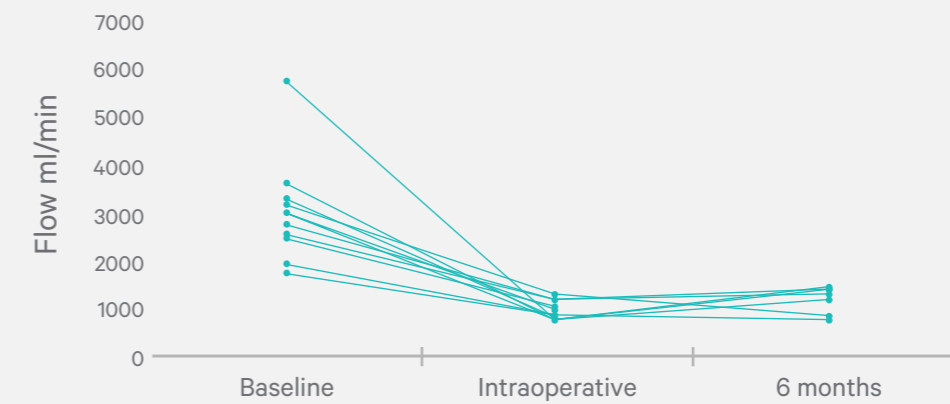
(1) Sequeira A, Tan TW. Complications of a high-flow access and its management. Semin Dial. 2015;28:533-543.

(2) Basile C, Lomonte C, Vernaglione L, et al. The relationship between the flow of arteriovenous fistula and cardiac output in hemodialysis patients. Nephrol Dial Transplant. 2008;23:282-287.

(3) MacRae JM, Pandeya S, Humen DP, Krivitski N, Lindsay RM. Arteriovenous fistula-associated high-output cardiac failure: a review of mechanisms. Am J Kidney Dis 2004; 43: e17-e22.

## FRAME FR™ PERFORMANCE

SUSTAINABLE FLOW REDUCTION IN HIGH FLOW AV FISTULAS

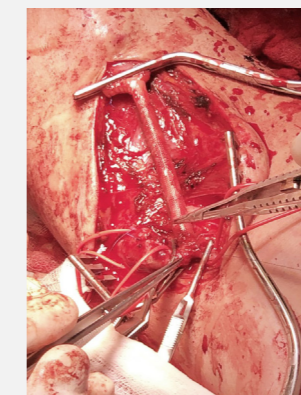


VAS Congress 2019: A new technique to repair high flow arteriovenous fistula using a novel external support device  
Vladimir Matussevitch MD, Vascular Access Unit, Cologne University Hospital, Germany

## AV FISTULA REPAIR WITH FRAME FR™



Top: AVF Flow - 4,000 ml/Min  
Bottom: AVF Flow - 700 ml/Min



Top: AVF Flow - 3,000 ml/Min  
Bottom: AVF Flow - 790 ml/Min



Top: AVF Flow - 3,000 ml/Min  
Bottom: AVF Flow - 750 ml/Min